

RHYTHM WARMUPS

APPLICATIONS

1. Muted strums
2. Alternating note picking
3. Alternating i m exercise
4. p exercise
5. Rhythm of the day
6. Composition elements
- 7.
- 8.
- 9.

The image contains ten musical staves, each representing a different rhythm exercise. Each staff starts with a treble clef and a common time signature (C). Above the notes, there are flags indicating downstrokes (V) and upstrokes (A). The exercises are as follows:

- Staff 1: A continuous eighth-note pattern with alternating downstrokes and upstrokes.
- Staff 2: A continuous eighth-note pattern with alternating downstrokes and upstrokes.
- Staff 3: A continuous eighth-note pattern with alternating downstrokes and upstrokes.
- Staff 4: A continuous eighth-note pattern with alternating downstrokes and upstrokes.
- Staff 5: A continuous eighth-note pattern with alternating downstrokes and upstrokes.
- Staff 6: A continuous eighth-note pattern with alternating downstrokes and upstrokes.
- Staff 7: A continuous eighth-note pattern with alternating downstrokes and upstrokes.
- Staff 8: A continuous eighth-note pattern with alternating downstrokes and upstrokes.
- Staff 9: A continuous eighth-note pattern with alternating downstrokes and upstrokes.
- Staff 10: A continuous eighth-note pattern with alternating downstrokes and upstrokes.

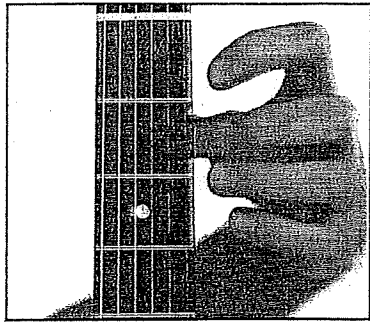


Melody/Picking
S trand

Hot Cross Buns

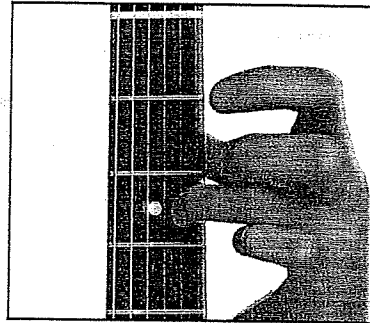

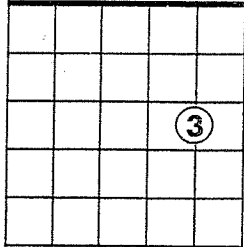
Unknown



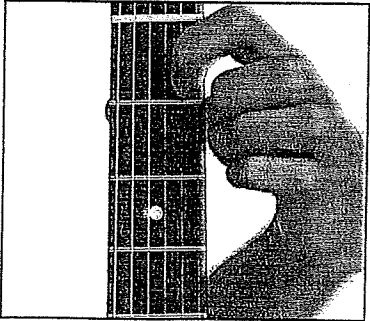


E
open



D
3rd fret
3rd finger




C
1st fret
1st finger




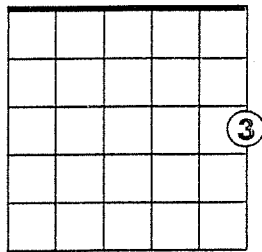
Marry Had A Little Lamb

Unknown



NEW NOTE

G
3rd fret
3rd finger



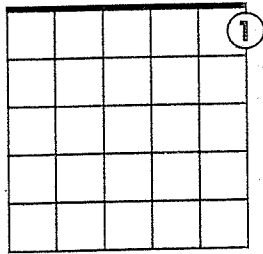


Ode to Joy

Beethoven



NEW NOTE




from string to string. As you are playing one note look ahead to the next and get your fingers in position.



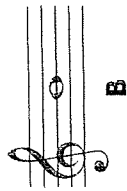
String: 3
Finger: open

NEW NOTE

B
open

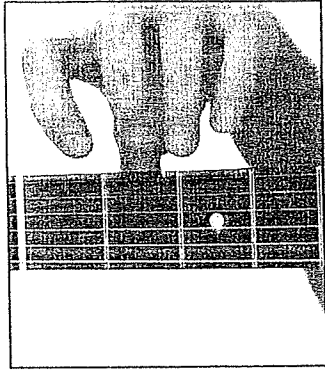


▲
open



B

1st 3rd



29. WILD STRINGDOM

PLAYING SINGLE NOTES

The following songs use notes on strings 1, 2, and 3.



TRACK 12

40. ROCKIN' ROBIN *Try strumming the chord progression as well.*

J. Thomas

Musical notation for "Rockin' Robin" in 4/4 time. The first staff starts with a G chord and contains a melody of quarter notes: G4, A4, B4, C5, B4, A4, G4, F4, E4, D4, C4. The second staff continues the melody: D4, C4, B3, A3, G3, F3, E3, D3, C3, B2, A2, G2. The third staff continues: G2, F2, E2, D2, C2, B1, A1, G1, F1, E1, D1, C1.

Copyright © 2005 by HAL LEONARD CORPORATION
International Copyright Secured All Rights Reserved




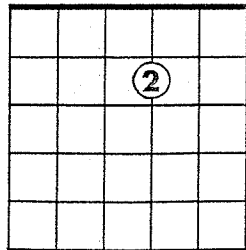
TRACK 13

41. YANKEE DOODLE

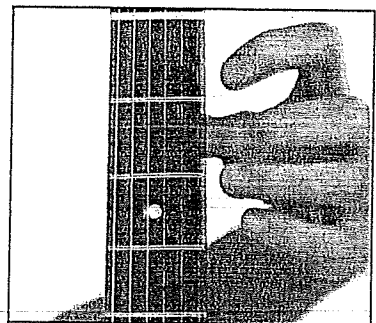

Traditional

Musical notation for "Yankee Doodle" in 4/4 time. The first staff starts with a C chord and contains a melody of quarter notes: C4, D4, E4, F4, G4, A4, B4, C5, B4, A4, G4, F4, E4, D4, C4. The second staff continues: D4, C4, B3, A3, G3, F3, E3, D3, C3, B2, A2, G2, F2, E2, D2, C2.

A
2nd fret
2nd finger



G
open

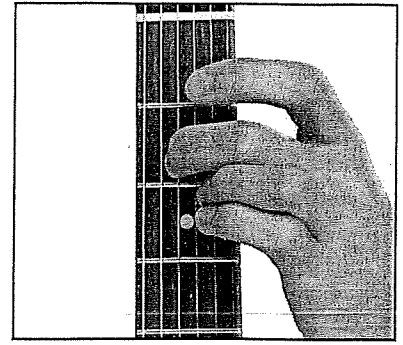
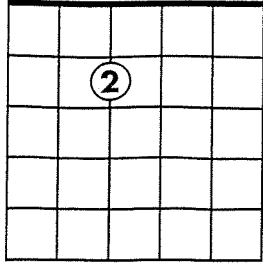


Can You Feel the Love Tonight

Elton John and Tim Rice



E
2nd fret
2nd finger



Play this next song by The Police which contains several elements that you have recently learned, including eighth rests. Try picking the melody as well as singing, strumming, and finger picking.



TRACK 58

120. EVERY BREATH YOU TAKE

Chorus

Sting

Ev - 'ry breath you take ev - 'ry move you make,
ev - 'ry bond you break, ev - 'ry step you take, I'll be watch - ing you.

Verse

1. Ev - 'ry sin - gle day, ev - 'ry word you say,
2. Ev - 'ry move you make, ev - 'ry vow you break,
ev - 'ry game you play, ev - 'ry night you stay, I'll be watch - ing you.
ev - 'ry smile you fake, ev - 'ry claim you stake, I'll be watch - ing you.

Bridge

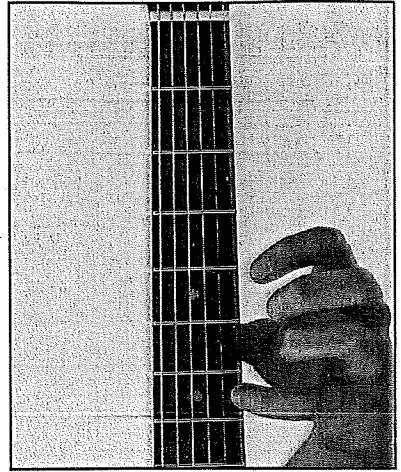



Oh, can't you see you be - long to me.

ev - 'ry move you make, ev - 'ry vow you break, ev - 'ry game you play, ev - 'ry night you stay, I'll be watch - ing you.
ev - 'ry smile you fake, ev - 'ry claim you stake, I'll be watch - ing you.

D.S. al Fine

A

5th fret
4th finger

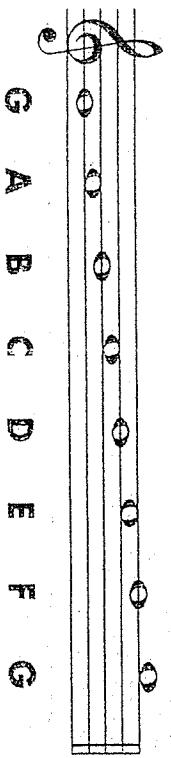


B

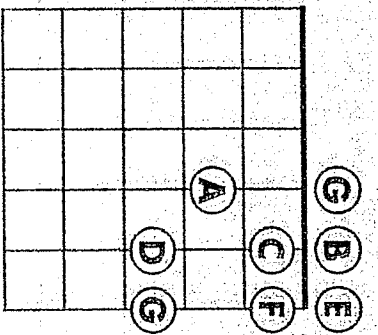
7th fret
4th finger

STRING REVIEW

Here are all the notes we've learned so far:



G A B C D E F G



Play through these notes up and down. Listen closely to yourself and focus on crossing strings smoothly while producing clear, even tones. Listening carefully to your own playing is an essential element of creating music.

Chord Progression Strand



C Em

Ah, look at all the lonely people!

Em C

1. Eleanor Rigby, picks up the rice in the church where a wedding has been,

Em

lives in a dream. Waits at the window, wearing the face that she keeps in a jar by the

C Em

door, who is it for? All the lonely people, where

C Em

do they all come from? All the lonely people, where

C Em

do they all be - long?

Copyright © 1966 Sony/ATV Music Publishing LLC
Copyright Renewed
All Rights Administered by Sony/ATV Music Publishing LLC, 8 Music Square West, Nashville, TN 37203
International Copyright Secured All Rights Reserved

TEACHER MELODY:

Intro C Verse Em

do they all be - long? do they all be - long?

Songbird by Oasis

Verse 1

G

Talking to the songbird yesterday

Flew me to a place not far away

She's a little pilot in my mind

Singing songs of love to pass the time

Gonna write a song so she can see

Give her all the love she gives to me

Talk of better days that have yet to come

I've never felt this love from any one

Chorus

She's not anyone

She's not anyone

She's not anyone

Verse 2 (Same chords as verse 1)

A man can never dream these kind of things
Especially when she came and spread her wings

Whispered in my ear the things i'd like

Then she flew away into the night

Gonna write a song so she can see

Give her all the love she gives to me

Talk of better days that have yet to come

Never felt this love from anyone

Chorus

She's not anyone

She's not anyone

She's not anyone

Outro

(Same chords as verse)

Last Kiss - Pearl Jam

G Em C D
Oh where, oh where can my baby be? The Lord took her away from me.
G Em C
She's gone to heaven, so I got to be good, so I can see my baby when
D G
I leave this world.

G Em C D
We were out on a date in my daddy's car. We hadn't driven very far.
G Em C D
There in the road, straight ahead ...The car was stalled, the engine was dead.
G Em C
I couldn't stop, so I swerved to the right. I'll never forget the
D
sound that night.
G Em C D
The screaming tyres, the busted glass. The painful scream that I
G
heard last.

G Em C D
Oh where, oh where can my baby be? The Lord took her away from me.
G Em C
She's gone to heaven, so I got to be good, so I can see my baby when
D G
I leave this world.

G Em C
When I woke up, the rain was pourin' down. There were people standing
D
all around.
G Em C D
Something warm going through my eyes, but somehow I found my baby that night.
G Em C
I lifted her head, she looked at me and said, "Hold me darling for a
D
little while."
G Em C
I held her close. I kissed her, our last kiss. I found the love that
D
I knew I would miss.
G Em C
But now she's gone, even though I hold her tight. I lost my love ...
D G
my life, that night.

G Em C D
Oh where, oh where can my baby be? The Lord took her away from me.
G Em C
She's gone to heaven, so I got to be good, so I can see my baby when
D G
I leave this world.

G, Em, C, D. (Ohhh, Uhhh, Ohhh, etc.)

G, Em, C, D. (Whoa, Whoa, Whoa, etc.)

Here is the full version of the song, which is a great example of the first line of the song. When you reach the second line, use some of the syncopated strums you've just learned.



TRACK 21

52. DUKE OF EARL

Edwards, Dixon & Williams

Duke, Duke, Duke, Duke of Earl. Duke, Duke, Duke of Earl. Duke, Duke, Duke of Earl. Duke, Duke. 1. As —

1. I ——— walk through this world, noth - ing can stop the Duke of Earl. — And
2. When ——— I hold — you, you — will be the Duchess of Earl. When I

you ——— are my girl, ——— and no one can hurt you. Yes,
walk ——— through my Duke - dom, the par - a - dise we will share.

I'm ——— gon - na love you ——— let me hold you, ———
I'm ——— gon - na love you ——— let me hold you, ———

— cause I'm the Duke of Earl. ——— Duke, Duke, Duke, Duke of
— cause I'm the Duke of Earl. ———

Earl. Duke, Duke, Duke of Earl. Duke, Duke, Duke of Earl. Duke, Duke, Duke of Earl.

Copyright © 1961, 1968 (Renewed) by Conrad Music, a division of Arc Music Corp. (BMI)
International Copyright Secured All Rights Reserved
Used by Permission



53. ESSENTIAL CREATIVITY

Create your own strum patterns and play them along with the song "Duke of Earl" above. Try different combinations of the syncopated strum, the down-up strum, and the basic downstroke, or try your own original rhythms. The possibilities are limitless!

Sweet Home Alabama

Lynyrd Skynyrd

D C G

Big wheels keep on turning

D C G

Carry me home to see my kin.

D C G

Singing songs about the southland

D C G

I miss'ole 'bamy once again (and I think it's a sin)

Well, I heard Mister Young sing about her

Well, I heard ole Neil put her down.

Well, I hope Neil Young will remember,

A southern man don't need him around anyhow

Sweet home Alabama,

Where the skies are so blue,

Sweet home Alabama,

Lord, I'm coming home to you.

F C D

In Birmingham they love the Gov'nor Boo hoo hoo !

Now we all did what we could do.

Now Watergate does not bother me.

Does your conscience bother you? (tell the truth)

CHORUS

Now Muscle Shoals has got the Swampers

And they've been known to pick a tune or two

Lord they get me off so much

They pick me up when I'm feeling blue

Now how about you?

CHORUS

BROWN EYED GIRL

This famous song by Van Morrison uses four chords. You can strum with all downstrokes or use the new down-up pattern.

Words and Music by
Van Morrison

Intro

G C G D

Verse

G C G D

Hey, where did we go?
laughing and a-running, hey, hey,

Days when the rains came,
skipping and a - jumping.

G C G D

down in the hollow
In the misty morning fog with

our playin' a new game,
heart's a - thumping, and

C D G Em C D

you, my brown eyed girl.

You, my brown eyed

G D

girl.

Do you remember when

we used to sing:

Chorus

G C G D

sha la la la la la la la la la te da.

G C G D G

Sha la la la la la la la la la te da, la te da.

Copyright © 1967 UNIVERSAL MUSIC PUBLISHING INTERNATIONAL LTD.

Copyright Renewed

All Rights for the U.S. and Canada Controlled and Administered by UNIVERSAL - SONGS OF POLYGRAM INTERNATIONAL, INC.
All Rights Reserved Used by Permission

TEACHER MELODY:

Intro G C G D Verse G C

etc.

Wavin' Flag
K'naan

C F
When I get older, I will be stronger,
Am G C
They'll call me freedom, just like a Wavin' Flag

[Chorus]

C F
When I get older, I will be stronger,
Am G C
They'll call me freedom, just like a Wavin' flag
C F Am
And then it goes back, and then it goes back,
Am G
And then it goes back oh oh oh

C F
Born to a throne, stronger than Rome
Am G
a Violent prone, poor people zone,
C F
But it's my home, all I have known,
C G
Where I got grown, streets we would roam.
Am F
But out of the darkness, I came the farthest,
C G
Among the hardest survival.
F C
Learn from these streets, it can be bleak,
F G
Except no defeat, surrender retreat,

So we struggling, fighting to eat and
We wondering when we'll be free,
So we patiently wait, for that fateful day,
It's not far away, so for now we say

[Chorus]

So many wars, settling scores,
Bringing us promises, leaving us poor,
I heard them say, love is the way,
Love is the answer, that's what they say,
But look how they treat us, Make us believers,
We fight their battles, then they deceive us,
Try to control us, they couldn't hold us,
Cause we just move forward like Buffalo Soldiers.

But we struggling, fighting to eat,
And we wondering, when we'll be free
So we patiently wait, for that faithful day,
It's not far away, but for now we say,

[Chorus] 2x

(Ohhhh Ohhhh Ohhhhh Ohhhh)
And everybody will be singing it
(Ohhhh Ohhhh Ohhhhh Ohhhh)
And you and I will be singing it
(Ohhhh Ohhhh Ohhhhh Ohhhh)
And we all will be singing it
(Ohhh Ohh Ohh Ohh)

[Chorus] 2x

When I get older, when I get older
I will be stronger, just like a Waving Flag,
Just like a Waving Flag, just like a Waving flag
Flag, flag, Just like a Waving Flag

Play the melody to this famous Beatles tune while your teacher plays the chords. Be sure to sing the melody as well.



TRACK 25

62. LET IT BE

John Lennon & Paul McCartney

Verse

Chords: C, G, Am

When I find my - self in times of trou - ble moth - er Ma - ry

Chords: F, C, G, F

comes to me. Speak - ing words of wis - dom, let it be.

Chords: C, G, Am

And in my hour of dark - ness she is stand - ing right in

Chords: F, C, G, F

front of me. Speak - ing words of wis - dom, let it be.

Chorus

Chords: C, Am, G, F

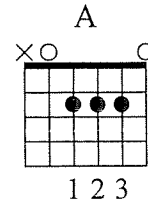
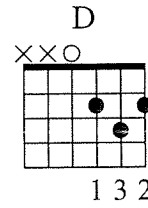
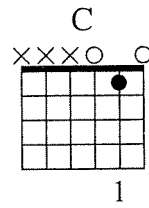
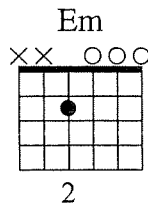
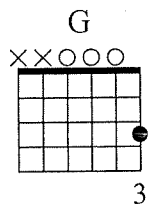
Let it be, let it be, let it be, let it be,

Chords: C, G, F, C

be, whis - per words of wis - dom, let it be.


EVERY BREATH YOU TAKE

Music and Lyrics by Sting




Verse

G




Ev'ry breath you take, ev'ry move you
day, ev'ry word you

Em C



make, ev'ry bond you break, ev'ry step you take,
say, ev'ry game you play, ev'ry night you stay,


D Em



1. I'll be watch - ing you. Ev'ry sin - gle
I'll be watch - ing you.


2nd time, skip 1st ending and take 2nd ending

G C




2. Oh, can't you see.

G



you be - long to me. How my poor heart


A D



aches with ev'ry step you take.


Verse

G




Ev'ry move you make, ev'ry vow you

Em C



break, ev'ry smile you fake, ev'ry claim you stake,


D Em



I'll be watch - ing you. I'll be watch - ing


Outro

G Em



you.

C G



House of the Rising Sun:

Am C D F
There is a house in New Orleans
Am C E7
They call the Rising Sun
Am C D F
And it's been the ruin of many a poor boy
Am E7 Am C D F Am E7 Am E7
And God I know I'm one

Am C D F
My mother was a tailor
Am C E7
She sewed my new blue jeans
Am C D F
My father was a gamblin' man
Am E7 Am C D F Am E7 Am E7
Down in New Orleans

*** Organ Solo ***

Am C D F
Oh mother tell your children
Am C E7
Not to do what I have done
Am C D F
Spend your lives in sin and misery
Am E7 Am C D F Am E7 Am E7
In the House of the Rising Sun

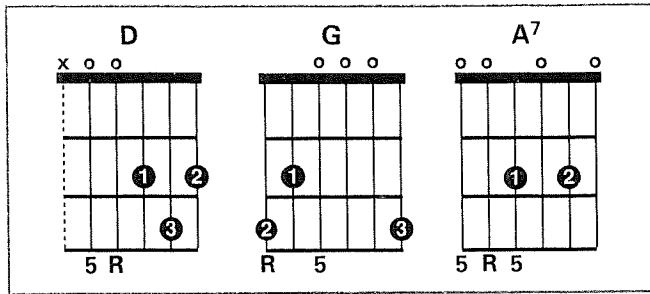
Am C D F
Well, I got one foot on the platform
Am C E7
The other foot on the train
Am C D F
I'm goin' back to New Orleans
Am E7 Am C D F Am E7 Am E7
To wear that ball and chain

Am C D F
Well, there is a house in New Orleans
Am C E7
They call the Rising Sun
Am C D F
And it's been the ruin of many a poor boy
Am E7 Am C D F Am E7 Am F Am F...
And God I know I'm one

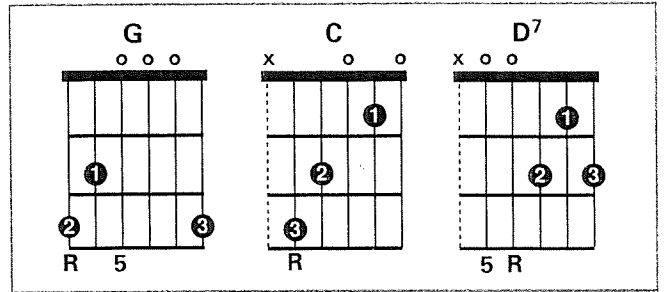
PRINCIPAL CHORDS in seven keys.

Strum from the *root* (R). The alternate bass is the *fifth* (5).

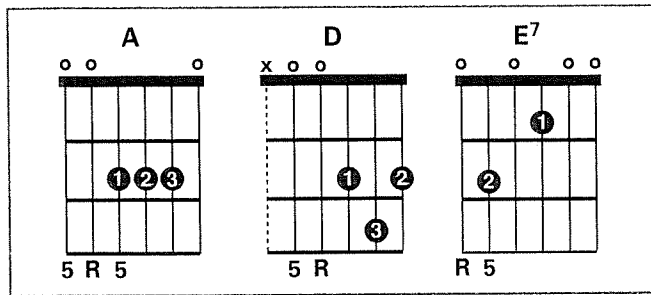
KEY OF D



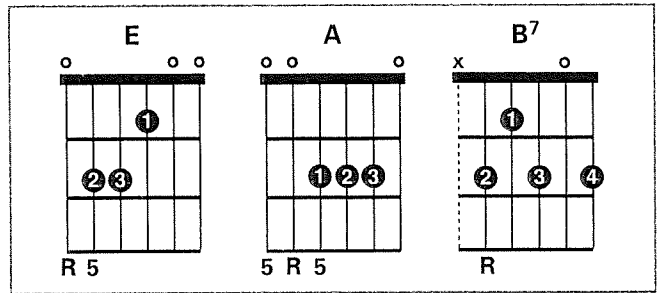
KEY OF G



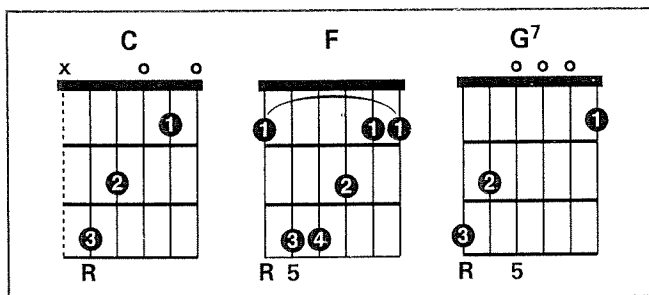
KEY OF A



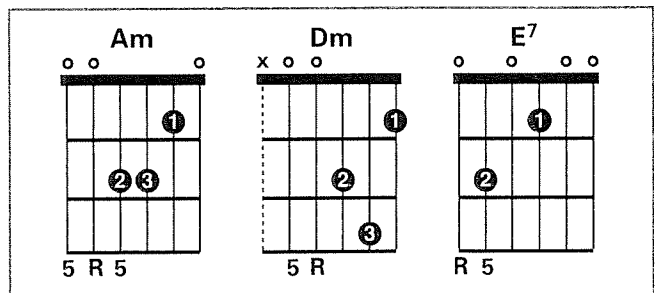
KEY OF E



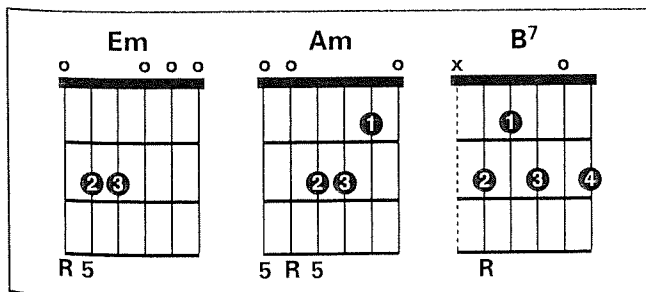
KEY OF C



KEY OF Am



KEY OF Em



ALTERNATE FINGERINGS

